

You are fertilizing more than your grass.

The storm drain in your street is a link to our lakes and rivers. The choices you make when caring for your lawn directly affect water quality.

A common cause of lake and river pollution is phosphorus runoff. In response to this, Minnesota has a law restricting the use of phosphorus lawn fertilizer. Although phosphorus is important for grass growth, many lawns have adequate soil phosphorus and do not need further phosphorus fertilization. If you suspect your lawn is in need of phosphorus, soil test first before using a phosphorus lawn fertilizer.

Phosphorus turns lakes and rivers green. Phosphorus stimulates the growth of algae in lakes and rivers. This crowds out other water plants and reduces oxygen available to fish. The result is unattractive, foul-smelling water that is bad for fish, wildlife, and humans.

Nitrogen, not phosphorus, greens up grass. Phosphorus-free lawn fertilizer still contains nitrogen, the plant nutrient that greens up grass.

To keep our lakes and rivers healthy, we need to manage phosphorus carefully. Read on to learn how you can reduce phosphorus runoff from lawn fertilizers and other sources!

Minnesota Phosphorus Lawn Fertilizer Law – January 1, 2005

Fertilizers containing phosphorus cannot be used on lawns in Minnesota unless the following exceptions apply:

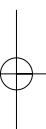
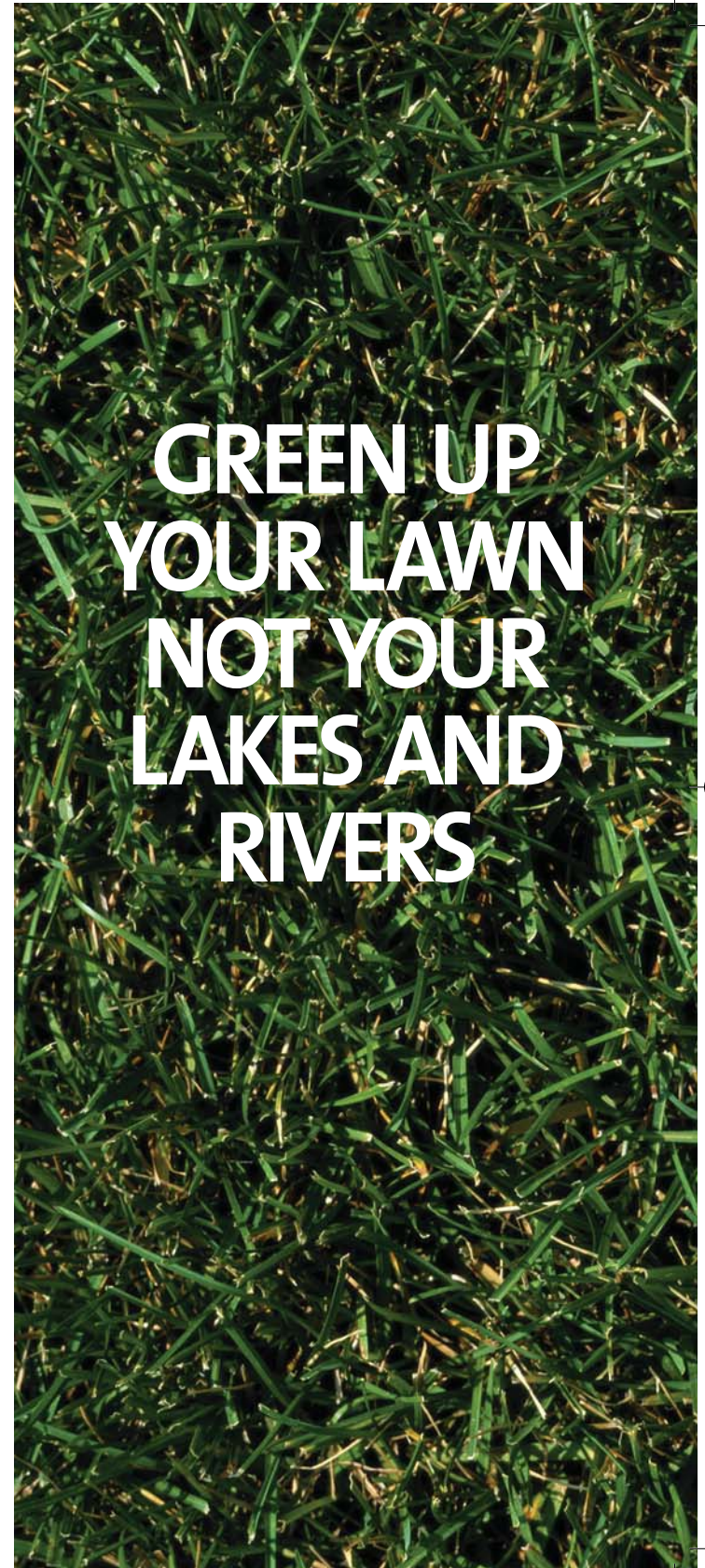
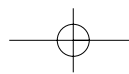
- A new lawn is being established by seeding or laying sod.
- Soil testing shows need for phosphorus fertilization.
- Fertilizer is being applied to a golf course by trained staff.

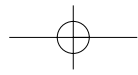
For soil testing information, contact the University of Minnesota Soil Test Lab at 612-625-3101 or visit them at their <http://soiltest.coafes.umn.edu> website.

Look for the middle number!

A string of three numbers on a fertilizer bag shows its analysis – the middle number being phosphate (phosphorus) content. A “zero in the middle” means phosphorus-free fertilizer.

More information on the law is available at the Minnesota Department of Agriculture website www.mda.state.mn.us; click on “Water & Land” then on “Lawn Care & Water Quality.”





Anything that enters a storm drain goes to a local lake or river.

It does not go to a waste water treatment facility.

Do you know you live on waterfront property? You do if there is a storm drain nearby! Storm drains carry runoff water to local lakes and rivers.

Whatever washes off your yard and street can pollute these waters.

That includes lawn fertilizer, grass clippings, pet waste, and tree leaves and seeds—all sources of phosphorus, the plant nutrient that turns lakes and rivers green with algae.

Keep your runoff clean!

Keep our lakes and rivers clean!

REMOVE LEAVES FROM THE STREET

- Rake leaves, seeds and grass clippings out of the street and gutter.
- Compost on site, bag for collection, or take to community compost program.



LEAVES END UP IN THE STORM SEWER.....

PREVENT EROSION

- Phosphorus attaches to soil. Keep soil from washing into the street.

FERTILIZE THE LAWN, NOT THE LAKES AND RIVERS

- Choose a zero-phosphorus fertilizer. Many lawns have adequate soil phosphorus and will remain healthy with adding more.

- If you think your lawn needs phosphorus, test your soil first. For information call INFO-U at 612-624-2200, message 468, or visit soiltest.coafes.umn.edu.

- Sweep spilled fertilizer off paved surfaces.

- Remember, compost and manure contain phosphorus too.



FERTILIZER



LAWN AND PAVEMENT



STORM SEWER



LAKES AND RIVERS

CLEAN UP AFTER PETS

- Scoop the poop. Pet waste contains phosphorus as well as harmful bacteria.
- Don't feed the geese.



ANIMAL WASTES END UP IN THE STORM SEWER.....



GRASS CLIPPINGS END UP IN THE STORM SEWER.....

KEEP THE PAVEMENT CLEAN

Sweep up grass clippings, soil and fertilizer from driveways, sidewalks, and streets.

